

# LB HEAVY DUTY LEVER HOIST SERIES

## A lightweight hoist that’s anything but a lightweight.

The L5LB forged an entirely new, industry-leading benchmark by being smaller, lighter, and stronger than any other lever hoist on the market. Its proven strength and durability stand up in an endless array of gruelling applications, including environments where temperatures drop to a bone-chilling -40 °C.

### Patented Hardening Process

An advanced high-frequency heat treating process ensures uniform hardness on all key load bearing parts. The process creates a truly rugged hoist you can confidently take into any environment.

### Failsafe Freewheel System

Our widely acclaimed fail-safe freewheel system closes the gap between operator safety and load control. Developed in-house 30 years ago, the freewheel mechanism was intentionally created as a two-step process to eliminate the risk of accidental free chaining. The result is dramatically improved functionality and operator safety.

### Safety Tip Hook and Latch

Taking a hoist off-duty because of a damaged or broken hook latch is unacceptable. That’s why the LB latch was specifically designed to protect it from damage. The notch on the end of the latch is engineered to engage the tip of the hook to protect against lateral impact damage. The latch is also constructed of heavy gauge steel and secured by a widened anchor at the base to increase its rigidity.

### State-Of-The-Art Chain Technology

KITO has successfully established a world-renowned reputation for manufacturing a lighter-weight, ultra-strong, high-performance load chain. What’s more, the LB Grade 100 chain uses a shorter and narrower link profile for greater surface area contact, which improves wear resistance and overall tensile strength.

### Structural Steel Side Plates

Regionalized heat-treated side plates provide extreme rigidity to maintain proper body shape and operational efficiency, no matter what the load is. This heat treatment process also prevents abrasion to the load chain during contact with the side plates. This functionality is another example of how KITO is committed to keeping the LB working longer.



WWW.KITO.CA | 1.888.322.KITO (5486)

LEVER HOISTS 1

All specifications, dimensions and drawings are available at [www.kito.ca](http://www.kito.ca), or call our Customer Service staff for friendly and expert advice on models and options.

# LB HEAVY DUTY LEVER HOIST SERIES

## CAPACITY

- ¾ to 9 metric tonnes

## STANDARDS

- ASME B30.21 Safety Standard
- ASME HST-3 Performance Standard
- At rated capacity, load-bearing parts are only stressed to 25% of their limit

## OPTIONS

- Top hook extender
- Shipyard hook
- Inspection hook
- Black chain for heavy welding applications
- Custom lift lengths to suit requirements

## BODY

- Rugged, high-impact stamped steel housing
- Compact and lightweight
- Open design for easy inspection and cleaning without dismantling the unit

## HOOKS

- Forged, heat-treated alloy steel hooks open gradually without fracturing under excessive load
- Top and bottom hooks are equipped with self-closing heavy duty hook latches
- Top and bottom hooks rotate 360 degrees

## OPERATION

- 360-degree handle rotation
- Rubber grip handle for non-slip operation
- Operate in close quarters with 15-degree recovery stroke
- Patented spring-loaded freewheel mechanism for easy adjustment of the load chain and protection against accidental freewheeling under load

## GEARS

- Highly durable, split-load double reduction gears
- Induction heat-treated and case-hardened
- Enclosed to protect from dust and water

## LOAD CHAIN

- Nickel plated as standard
- Grade 100 heat-treated
- Link Pitch: 2.8D
- Standard Lift: 5 feet
- Protective guard around the chain pin for enhanced safety

## BRAKE

- Weston-style load brake with four braking surfaces, two brake pads and two brake pawls for added safety
- Five-star thread on brake ensures a level braking surface to ease load break-out

## OPTIONAL OVERLOAD PROTECTION

- Slip Clutch: Engages during an excessive overload keeping the load stationary



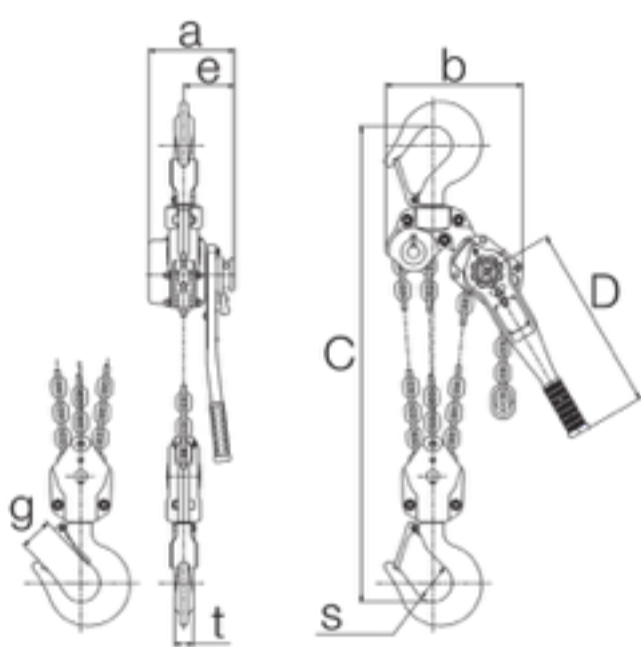
WWW.KITO.CA | 1.888.322.KITO (5486)

LEVER HOISTS 2

All specifications, dimensions and drawings are available at [www.kito.ca](http://www.kito.ca), or call our Customer Service staff for friendly and expert advice on models and options.

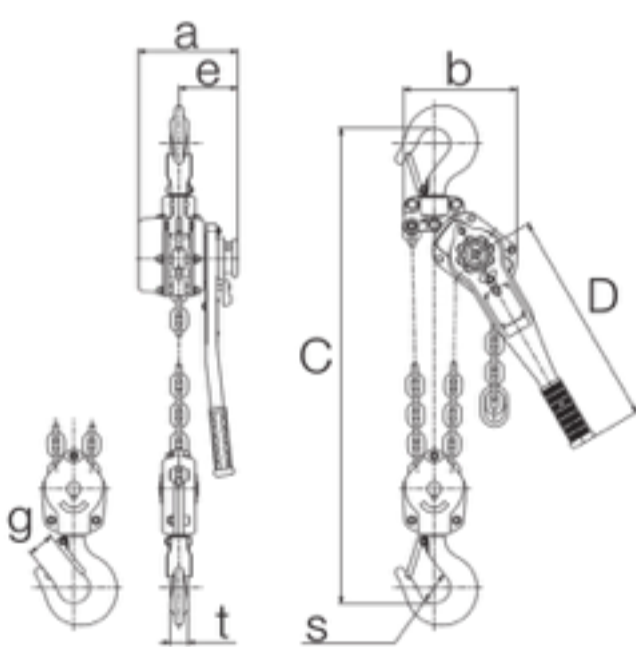
# LB HEAVY DUTY LEVER HOIST

| STEEL BODY LEVER CHAIN HOIST



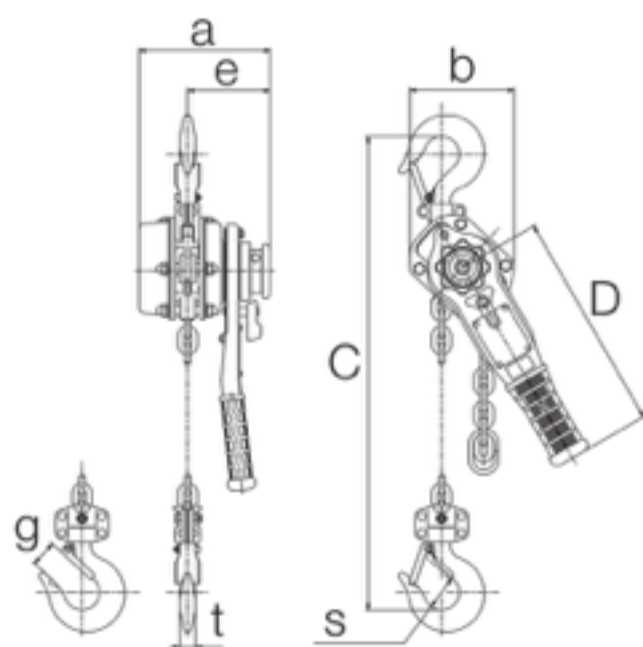
L5LB 9 Metric Tonne

Triple Fall Lever Hoist; \*For informational purposes only, contact KITO for dimensional drawing



L5LB 6 Metric Tonne

Double Fall Lever Hoist; \*For informational purposes only, contact KITO for dimensional drawing



L5LB ¾ - 3 Metric Tonne

Single Fall Lever Hoist; \*For informational purposes only, contact KITO for dimensional drawing

## DIMENSIONS

Capacity (tonne)	Model	C	D	a	b	e	g	s	t
¾	L5LB008	280	245	144	119	97	23.5	35.5	14
1½	L5LB015	335	265	159	126	100	32	42.5	19
2½	L5LB025	375	265	173	150	102	36.5	47	21
3	L5LB030	395	415	190	159	112	39	50	24.5
6	L5LB060	540	415	190	217	112	50	60	34
9	L5LB090	680	415	190	304	112	72.5	85	41.5

## SPECIFICATIONS

Capacity (tonne)	Model	Standard Lift (ft)	Hand Pull to Lift Full Load (kg)	Headroom (in)	Handle Length (in)	Load Chain Code	Load Chain Falls	Ship Weight (lbs)	Weight per Additional 5ft of Lift (lbs)
¾	L5LB008	5	27	11	9.75	KLB5056	1	13	3
1½	L5LB015	5	32	13.25	10.5	KLB5071	1	18	4
2½	L5LB025	5	37	14.75	10.5	KLB5088	1	25	6
3	L5LB030	5	35	15.5	16.5	KLB5100	1	33	8
6	L5LB060	5	36	21.25	16.5	KLB5100	2	57	16
9	L5LB090	5	39	26.75	16.5	KLB5100	3	88	24



WWW.KITO.CA | 1.888.322.KITO (5486)

LEVER HOISTS 3

All specifications, dimensions and drawings are available at [www.kito.ca](http://www.kito.ca), or call our Customer Service staff for friendly and expert advice on models and options.